

⚡ Specifications

Nominal Voltage(V)

12V

Nominal Power

15 mins rate: 28W/cell to 1.60V/cell

Nominal Capacity

5 hour rate	(1.19A to 10.20V)	5.95Ah
1 C	(7A to 9.60V)	4.43Ah
3 C	(21A to 9.60V)	2.8Ah

Cold Cranking Amperes (-18°C)

80A

Cranking Amperes (25°C)

120A

Weight

Approx. 2.19kg(4.82Lbs.)

Internal Resistance (at 1KHz)

Approx. 20.9 mΩ

Maximum Discharge Current for

5 seconds: 140A

Charging Methods at 25°C(77°F)

Cycle use:	
Charging Voltage	14.4 to 15.0V
Coefficient	-5.0mV/°C/cell
Maximum Charging Current :	2.1A
Standby use:	
Float Charging Voltage	13.5 to 13.8V
Coefficient	-3.0mV/°C/cell

Operating Temperature Range

Charge	-15°C(5°F)	to	40°C(104°F)
Discharge	-15°C(5°F)	to	50°C(122°F)
Storage	-15°C(5°F)	to	40°C(104°F)

Charge Retention (shelf life) at 20°C(68°F)

1 month	92%
3 month	90%
6 month	80%

Case Material

ABS UL94 HB
Option: Flammability resistance of (UL94 V-0)

Design Life

3-5 Years.

Terminal

F3



⚡ Dimensions

Length (L)

151±1 (5.94±0.04)

Width (W)

65±1 (2.56±0.04)

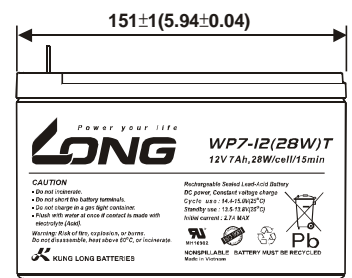

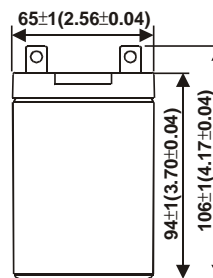
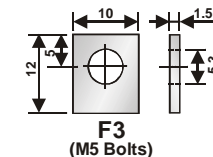
Height (H)

94±1 (3.70±0.04)

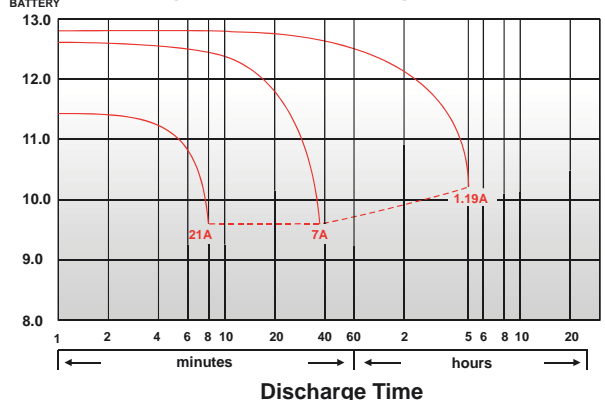
Overall Height (HT)

106±1 (4.17±0.04)

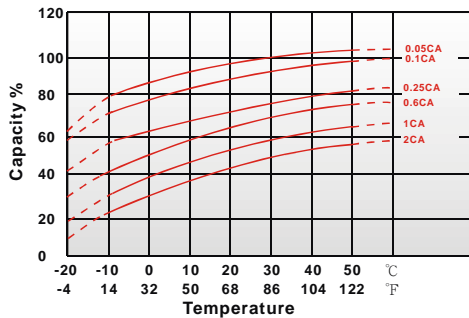
mm(inch)



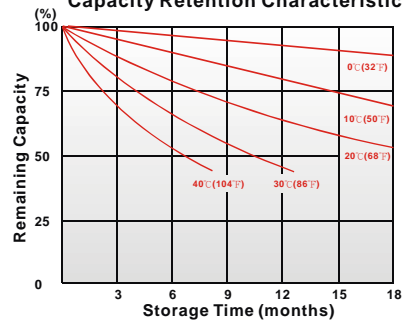
(V) FOR 12V BATTERY Discharge Time VS. Discharge Current (25°C)



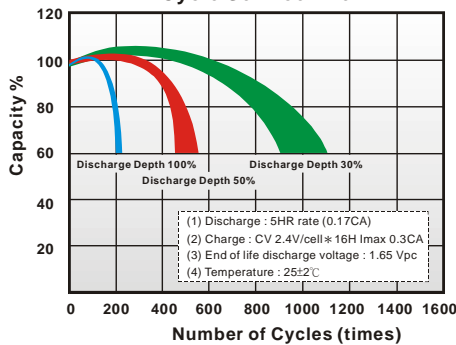
Effect of Temperature on Capacity 25°C(77°F)



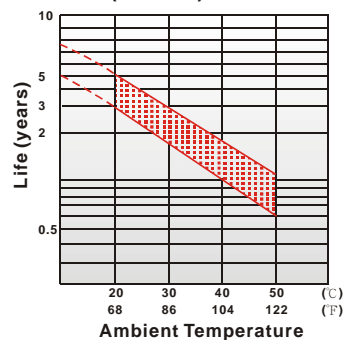
Capacity Retention Characteristic



Cycle Service Life



Trickle (or float) Service Life



- PERFORMANCE DATA

Discharge Rates in Watts to Various End Voltages at 25°C(77°F)

End Voltage		1.85V	1.80V	1.75V	1.70V	1.67V	1.65V	1.60V
Time								
5	min	43.8	47.0	49.0	51.0	51.8	52.8	54.3
10	min	30.0	31.8	33.2	34.3	34.8	35.5	36.5
15	min	24.0	25.2	25.8	26.5	26.8	27.3	28.0
30	min	12.1	12.9	13.6	14.1	14.3	14.4	14.6
60	min	7.70	8.38	8.63	8.87	8.97	9.08	9.23
120	min	4.10	4.52	4.72	4.92	4.98	5.07	5.20
180	min	3.08	3.32	3.48	3.62	3.67	3.72	3.80
240	min	2.85	2.93	3.00	3.05	3.07	3.10	3.15
300	min	2.47	2.53	2.58	2.62	2.63	2.65	2.68
600	min	1.36	1.40	1.42	1.43	1.44	1.44	1.45
1200	min	0.690	0.705	0.718	0.728	0.732	0.737	0.743

- Discharge Rates in Amperes to Various End Voltages at 25°C(77°F)

End Voltage		1.85V	1.80V	1.75V	1.70V	1.67V	1.65V	1.60V
Time								
5	min	23.1	26.2	27.8	29.1	29.6	30.5	31.7
10	min	16.1	17.3	18.1	18.6	18.9	19.2	19.8
15	min	12.6	13.1	13.5	13.8	14.0	14.1	14.3
30	min	6.54	7.05	7.28	7.47	7.56	7.68	7.85
60	min	4.02	4.25	4.41	4.52	4.58	4.63	4.71
120	min	2.26	2.38	2.45	2.49	2.51	2.54	2.57
180	min	1.65	1.74	1.79	1.82	1.83	1.85	1.88
240	min	1.35	1.40	1.44	1.47	1.49	1.51	1.53
300	min	1.10	1.16	1.21	1.25	1.27	1.28	1.29
600	min	0.667	0.675	0.682	0.687	0.690	0.694	0.698
1200	min	0.339	0.346	0.350	0.353	0.355	0.357	0.359

All data on the spec. sheet is an average value:

The tolerance range : $X < 6\text{min}$ (+15%~-15%), $6\text{min} \leq X < 10\text{min}$ (+12%~-12%), $10\text{min} \leq X < 60\text{min}$ (+8%~-8%), $X \geq 60\text{min}$ (+5%~-5%)

061118-1G